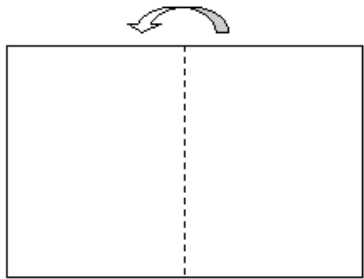


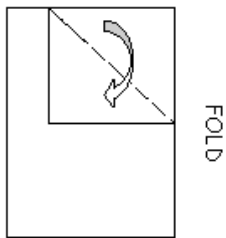
Newspaper Pirate Hat



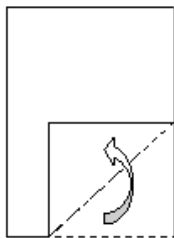
1. Take a newspaper.



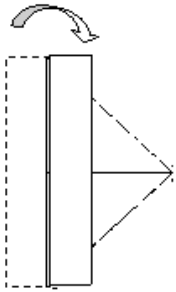
2. Fold it in half.



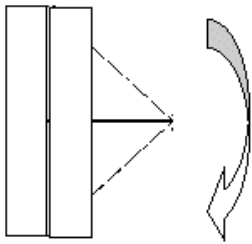
3. Fold one corner down.



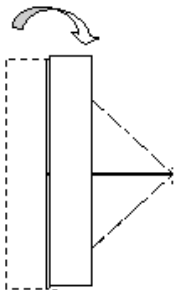
4. Fold the other corner down.



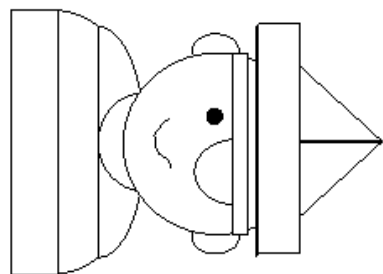
5. Fold half of the bottom up.



6. Flip the whole hat over



7. Fold the other bottom up.



8. Open the hat. Put it on your head.

For more creative learning ideas check out
www.makinglearningfun.com